












TILE
PERFORMANCE
DATA

LAST UPDATE
APRIL 2020

COLOR-BODY PORCELAIN TILES - RECTIFIED

Classification in accordance with ANSI A137.1: 2012 (P1 class).

| TECHNICAL FEATURE | ASTM | VALUE REQUIRED ANSI A 137.1-2012 | CAESAR AVERAGE VALUE |
|---|-------------|----------------------------------|------------------------------------|
|  Facial dimension | ASTM C-499 | ± 0,25% or ± 0,03 in | In accordance to ANSI A 137.1-2012 |
|  Wedging | ASTM C-502 | ± 0,25% or ± 0,03 in | |
|  Warpage diagonal | ASTM C-485 | ± 0,4% or ± 0,07 in | |
|  Warpage edge | ASTM C-485 | ± 0,4% or ± 0,05 in | |
|  Thickness | ASTM C-499 | RANGE: 0,040 inch max (1 mm) | In accordance to ANSI A 137.1-2012 |
|  Water absorption | ASTM C-373 | ≤ 0,5% | Passed "impervious tiles" Class P1 |
|  Breaking strength | ASTM C-648 | ≥ 250 lbs (≥1113 N) | ≥400 lbs |
|  Freeze thaw | ASTM C-1026 | No damages | In accordance |
|  Chemical resistance | ASTM C-650 | As reported | Unaffected |
|  MOHS hardness | | | 6 |
|  Dynamic Coefficient of Friction | | 0,42 | In accordance |

Average values referred to the last two years of production and related to the matte finish of the product.
Values relate to the matte finish of the product and to tests carried out by certified external laboratories, whose results are available upon request.
Be sure to use the same caliber tiles. Color reproductions may vary from actual products.

* Due to the intrinsic nature of porcelain stoneware tiles, please note that the coefficient of friction may vary within the same production lot or from one production lot to the other. Caesar products can become slippery when wet. We recommend to always keep the surface dry.

ACTUAL SIZES FOR RECTIFIED MATERIAL

| NOMINAL SIZE INCHES | MM | ACTUAL SIZE INCHES | MM |
|---------------------|----------|---|----------|
| 24"x48" | 610x1220 | 23 ¹⁵ / ₃₂ "x47 ³ / ₆₄ " | 596x1195 |
| 24"x24" | 610x610 | 23 ¹⁵ / ₃₂ "x23 ¹⁵ / ₃₂ " | 596x596 |
| 12"x24" | 305x610 | 11 ¹¹ / ₁₆ "x23 ¹⁵ / ₃₂ " | 297x596 |
| 6"x24" | 152x610 | 5 ⁴⁵ / ₆₄ "x23 ¹⁵ / ₃₂ " | 145x596 |
| 8"x40" | 203x1016 | 7 ²³ / ₃₂ "x39 ¹¹ / ₆₄ " | 196x995 |

ACTUAL SIZES FOR NON-RECTIFIED MATERIAL

| NOMINAL SIZE INCHES | MM | ACTUAL SIZE INCHES | MM |
|---------------------|----------|---|----------|
| 12"x24" | 305x610 | 11 ¹³ / ₁₆ "x23 ⁴⁷ / ₆₄ " | 300x603 |
| 8"x40" | 203x1016 | 7 ⁷ / ₈ "x39 ³ / ₈ " | 200x1000 |

*For more detailed information about the different actual sizes for non-rectified material, please contact Caesar Ceramics USA.

ACTUAL SIZES FOR RECTIFIED MATERIAL - 3/4" THICKNESS

| NOMINAL SIZE INCHES | MM | ACTUAL SIZE INCHES | MM |
|---------------------|---------|---|---------|
| 24"x24" | 610x610 | 23 ³⁵ / ₆₄ "x23 ³⁵ / ₆₄ " | 598x598 |

